

GuideLines®


CT-guided biopsy grid for localizing needle entry sites with precision, speed and accuracy

GuideLines CT-guided biopsy grids – available in two sizes - simplify the localization of needle entry sites and are suitable for every biopsy scenario.

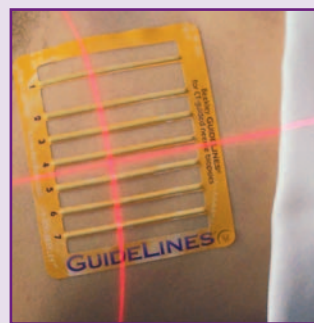
Beekley's medical-grade, latex-free adhesive contours to any body part, guaranteeing secure placement for the duration of the procedure.

GuideLines' uniquely formulated non-lead lines eliminate potentially obscuring artifact.

Designed Specifically For Use In CAT-Scan,
GuideLines Provide A Convenient Method For Accurately
Localizing Needle Entry Sites




The 7.0" x 7.5" GuideLines biopsy grid is convenient to use and easy to apply. Simply remove the adhesive backing and adhere GuideLines to the general location of the area being biopsied. No wasted time fumbling with medical tape.




The 4.0" x 5.0" GuideLines biopsy grids are single-use and sanitary; eliminating the risk of nosocomial infections being transferred from patient to patient due to the reuse of a biopsy grid.

Homemade Biopsy Devices Can Take 8 Minutes On Average To Create,
Wasting Valuable Time That Could Be Put To Better Use
In The CAT-Scan Suite



Homemade devices for localizing the needle entry site are time consuming to make and do not provide a precise method for localizing the needle entry site.



GuideLines®
order code: 217
contents per box: 15

- 7.0" x 7.5" grid with twelve non-metallic lines
- perfect for biopsies of the abdomen and other large areas



GuideLines®
order code: 117
contents per box: 20

- 4.0" x 5.0" grid with seven non-metallic lines
- perfect for CT-guided biopsies

Please check with your local distributor for pricing and product availability.
To locate a distributor in your area, visit www.beekley.com
Tel: +1-860-583-4700 Fax: +1-860-584-2739